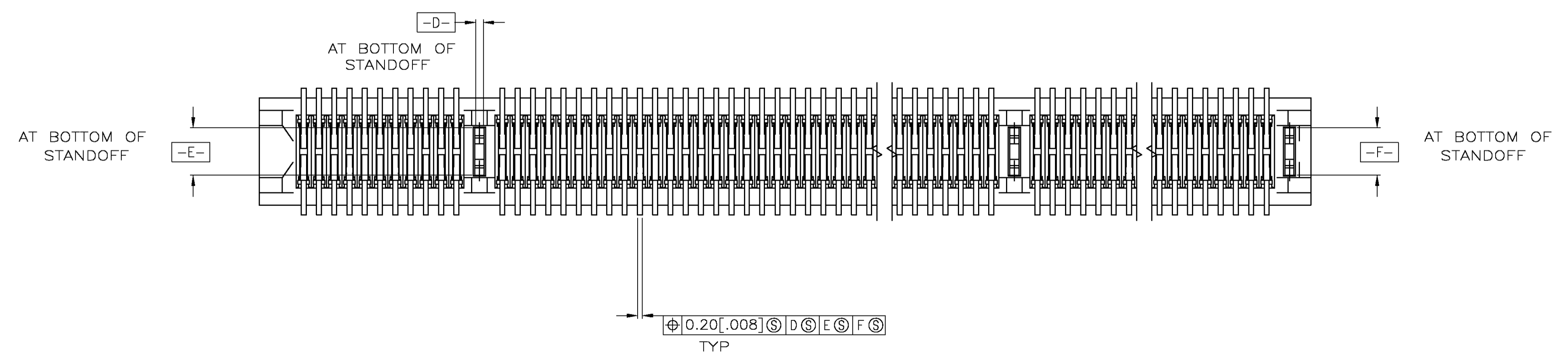
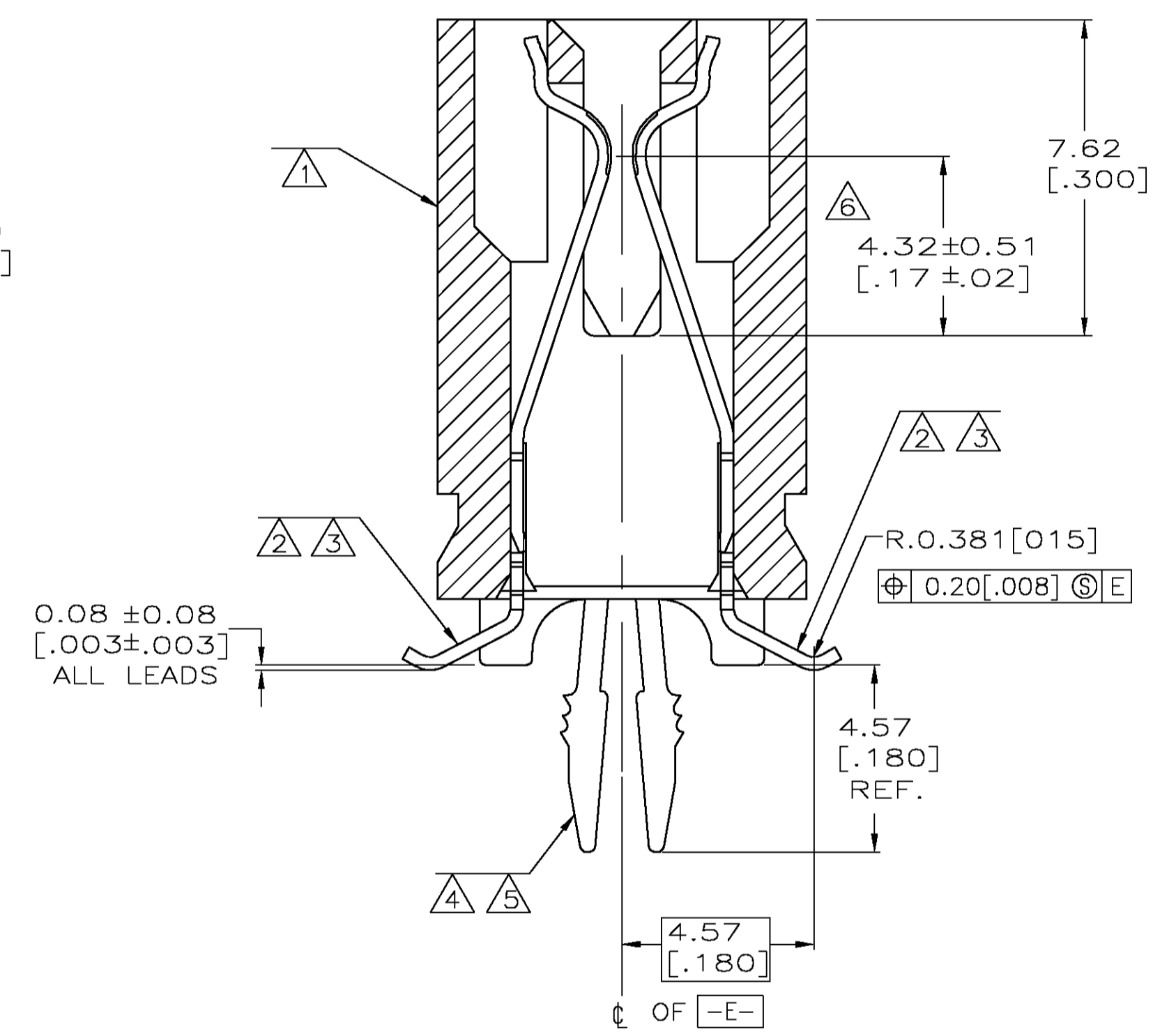
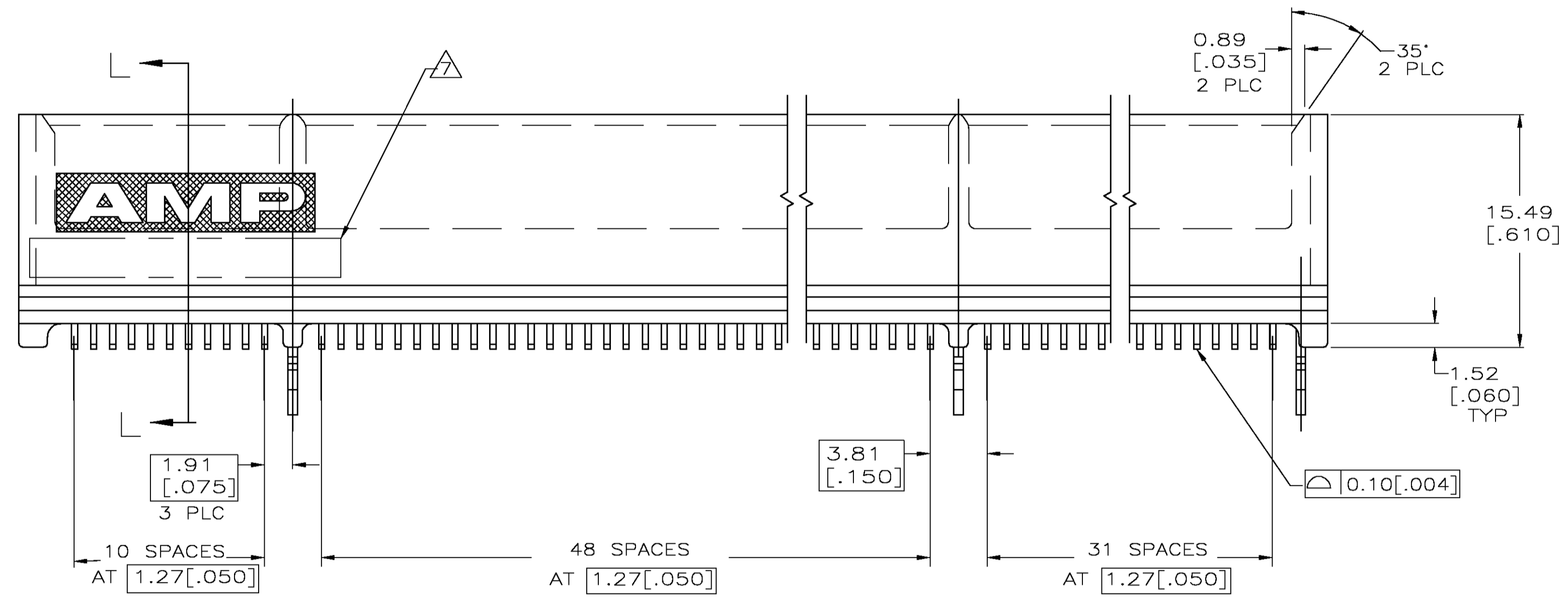
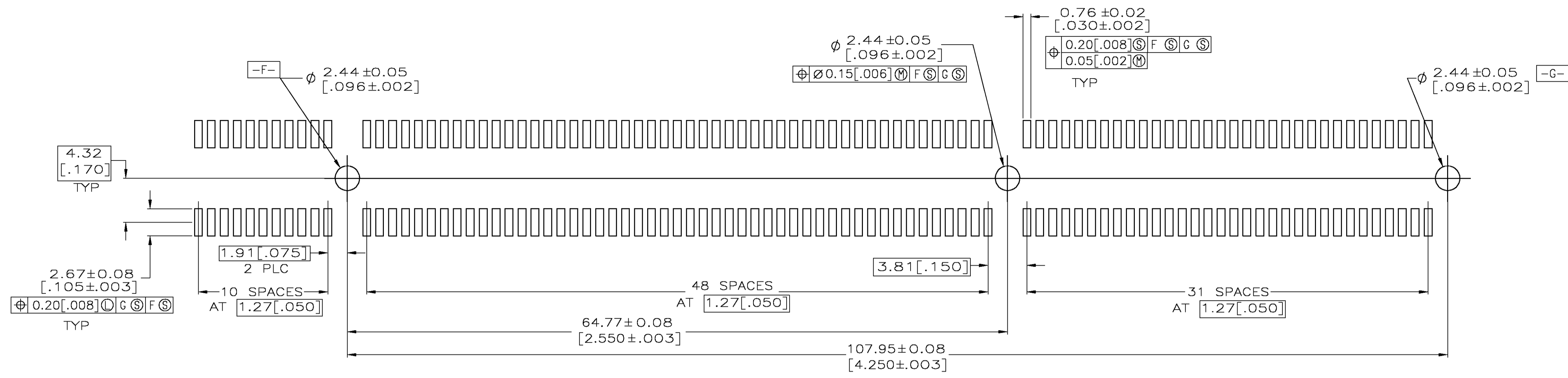


- ① HOUSING: HIGH TEMPERATURE THERMOPLASTIC.
- ② CONTACT: PHOSPHOR BRONZE.
- ③ CONTACT FINISH: 0.00254[.000100] MIN NICKEL UNDERPLATE, 0.000762[.000030] MIN GOLD OVER NICKEL IN CONTACT AREA, 0.00254[.000100] MIN MATTE TIN OVER NICKEL ON SOLDER TAILS.
- ④ METAL HOLD DOWN: BRASS
- ⑤ METAL HOLD DOWN FINISH: 0.00127[.000050] MIN NICKEL UNDERPLATE, 0.00381[.000150] MIN MATTE TIN ALL OVER.
- ⑥ DISTANCE FROM CONTACT POINT TO BOTTOM OF CARD SLOT.
- ⑦ AMP PART NUMBER, DATE CODE AND CSA LOGO MARKED IN APPROXIMATE AREA SHOWN.

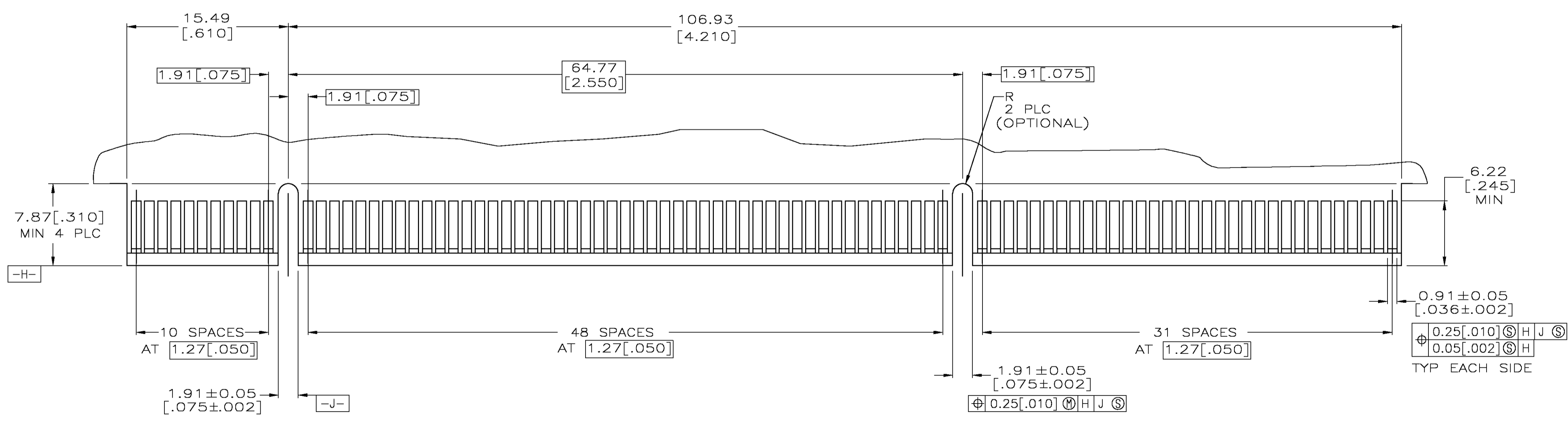


5145246-1 AS SHOWN

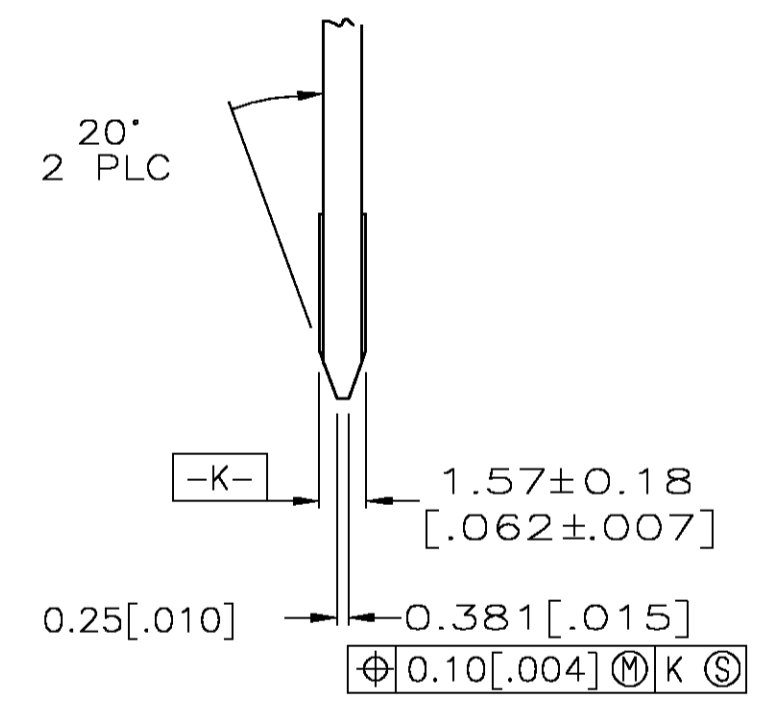
THIS DRAWING IS A CONTROLLED DOCUMENT.		DWG AL FRANTUM 19 APR 05		Tyco Electronics Corporation Harrisburg, Pa 17105-3608	
DIMENSIONS: mm		CHK AL FRANTUM 19 APR 05		NAME	CONNECTOR ASSEMBLY, 92 DUAL POSITION, .050 SERIES, STANDARD EDGE SURFACE MOUNT
TOLERANCES UNLESS OTHERWISE SPECIFIED:		APVD	PRODUCT SPEC	RESTRICTED TO	
0 PLC ± -		APVD	APPLICATION SPEC	SIZE	CAGE CODE
1 PLC ± 0.3[.01]		APVD	WEIGHT	A1	00779
2 PLC ± 0.13[.005]		APVD	CUSTOMER DRAWING	SCALE	4:1
3 PLC ± -		APVD	SCALE	4:1	SHEET 1 OF 2
4 PLC ± -		APVD	SCALE	4:1	REV A
ANGLES ± -		APVD	SCALE	4:1	REV A



RECOMMENDED CONNECTOR MOUNTING HOLE PATTERN  
 (CONNECTOR SIDE SHOWN)



RECOMMENDED MATING BOARD EDGE CONFIGURATION



THIS DRAWING IS A CONTROLLED DOCUMENT.		DNW AL FRANTUM 19 APR 05	 Tyco Electronics Corporation Harrisburg, Pa 17105-3608
DIMENSIONS: mm		CHK AL FRANTUM 19 APR 05	
TOLERANCES UNLESS OTHERWISE SPECIFIED: 0 PLC ± - 1 PLC ± 0.3[.01] 2 PLC ± 0.13[.005] 3 PLC ± - 4 PLC ± - ANGLES ± -		APVD	NAME
MATERIAL SEE SHEET 1		FINISH SEE SHEET 1	PRODUCT SPEC APPLICATION SPEC SIZE CAGE CODE DRAWING NO WEIGHT CUSTOMER DRAWING
		A1 00779 C=5145246	CONNECTOR ASSEMBLY, 92 DUAL POSITION, .050 SERIES, STANDARD EDGE SURFACE MOUNT RESTRICTED TO SCALE 4:1 SHEET 2 OF 2 REV A